



Monthly Review

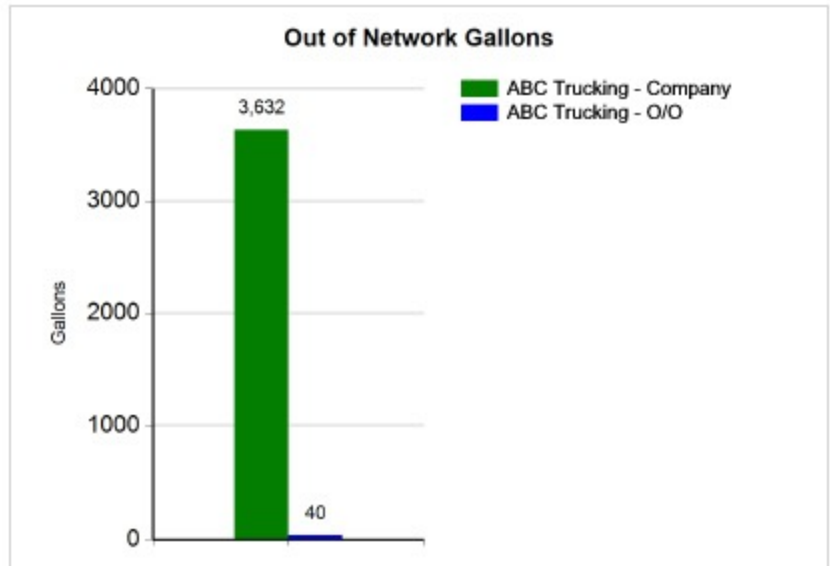
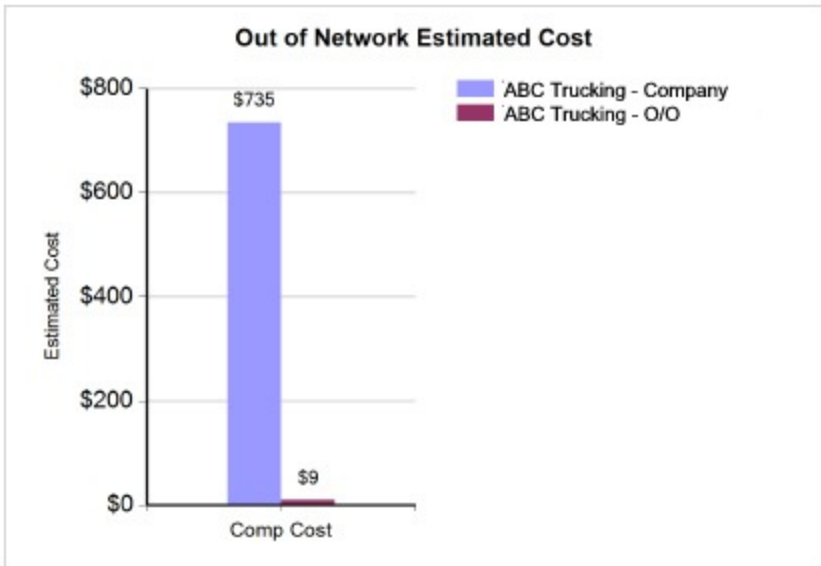
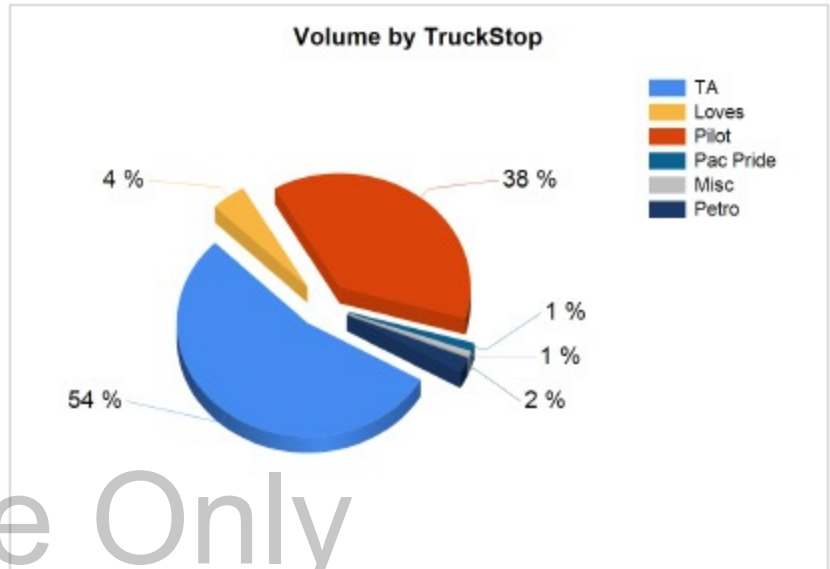
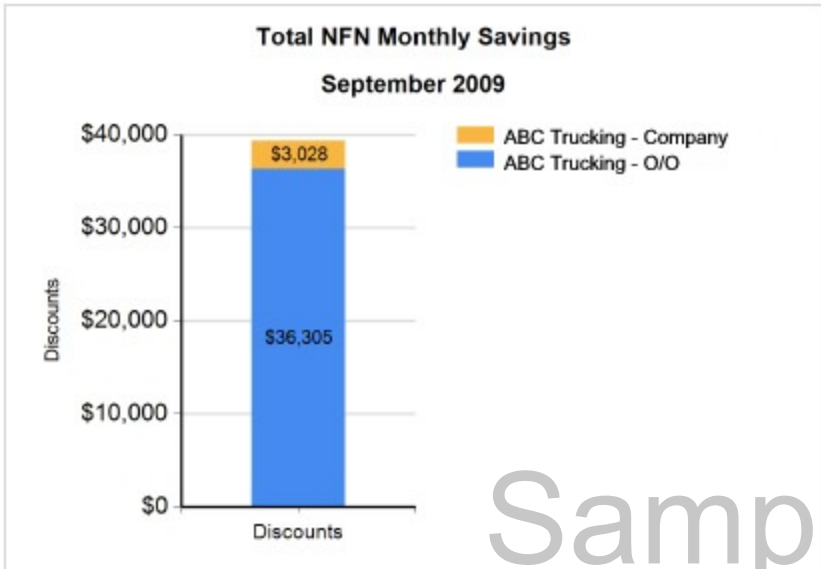
- Quick Detail
- Compliance
- Executive Summary
- Discounts & Volume by Chain
- Top Fuel Locations

Sample Only

Company	Diesel Gallons	Reefer Gallons	Trucks	# of Trans	Avg Savings
ABC Trucking - Company	183,106	0	113	1,520	0.20
ABC Trucking - O/O	13,073	0	7	121	0.23
Total	196,179	0	120	1,641	0.20

Company	Tran Date	Unit #	Merchant Name	City	State	Driver Name	Out of Network Gallons	Fleet Avg Savings	Estimated Cost
	09/30/09	10177	Gee Cee's Truck Stop	Toledo	WA		40.24	\$0.20	\$8.14
	09/30/09	10177	Pacific Pride WU -WA216	Longview	WA		100.01	\$0.20	\$20.23
	09/23/09	20267	Travelers Travel Plaza	Weed	CA		30.01	\$0.20	\$6.07
	09/07/09	10208	Pacific Pride AO5-ML001	Wolf Creek	OR		199.85	\$0.20	\$40.43
	09/25/09	10145	Gee Cee's Truck Stop	Toledo	WA		191.01	\$0.20	\$38.64
	09/08/09	10159	Pacific Pride LT-OR165	Coos Bay	OR		60.20	\$0.20	\$12.18
	09/14/09	10198	Pacific Pride LT-OR165	Coos Bay	OR		65.00	\$0.20	\$13.15
	09/25/09	20191	West Winds Truck Stop	Green River	UT		55.11	\$0.20	\$11.15
	09/19/09	20169	TA Corning	Corning	CA		126.00	\$0.20	\$25.49
	09/23/09	10144	Pacific Pride 7O-OR180	North Bend	OR		50.00	\$0.20	\$10.11
	09/08/09	20227	Pacific Pride LT-OR165	Coos Bay	OR		40.00	\$0.20	\$8.09
	09/03/09	20168	Pacific Pride LT-OR165	Coos Bay	OR		16.70	\$0.20	\$3.38
	09/22/09	10143	Gee Cee's Truck Stop	Toledo	WA		65.13	\$0.20	\$13.17
	09/21/09	20254	Pacific Pride OE -OR339	Riddle	OR		60.00	\$0.20	\$12.14
	09/03/09	20262	Arrow-Head Travel Plaza	Pendleton	OR		179.93	\$0.20	\$36.40
	09/15/09	20262	Jubitz Travel Center	Portland	OR		149.79	\$0.20	\$30.30
	09/28/09	20262	Arrow-Head Travel Plaza	Pendleton	OR		169.50	\$0.20	\$34.29
	09/23/09	10206	NON-TRANSPLATINUM LOCATION	Nashville	TN		103.10	\$0.20	\$20.86
	09/24/09	20277	Pacific Pride NM	MARYSVILLE	WA		48.45	\$0.20	\$9.80
	09/10/09	10220	Pilot Oil #391	Central Point	OR		72.07	\$0.20	\$14.58
							3,632.28		\$734.75
	09/29/09	30103	Pacific Pride AN3-OR352	EUGENE	OR		40.06	\$0.23	\$9.31
							40.06		\$9.31
							3,672.34		\$744.06

Executive Summary



Sample Only

Discounts & Volume by Chain

Chain Name	Gallons	Discounts	Gallons	Discounts	Total	Total
					Gallons	Discounts
Loves	7,898	\$1,351	503	\$93	8,401	\$1,444
Misc	1,470	\$7			1,470	\$7
Pac Pride	1,926	\$0	40	\$0	1,966	\$0
Petro	4,139	\$656	70	\$12	4,209	\$668
Pilot	69,835	\$8,528	4,062	\$463	73,896	\$8,991
TA	97,840	\$25,762	8,398	\$2,461	106,238	\$28,223
Total	183,106	\$36,305	13,073	\$3,028	196,179	\$39,333

Sample Only

Top Fuel Locations > 1000 Gallons

Merchant Name	City	State	Gallons
TA Corning	Corning	CA	55,104
Pilot Oil #168	Dunnigan	CA	29,937
TA Eugene	Eugene	OR	13,702
TA Portland	Portland	OR	10,917
Pilot Oil #386	Salem	OR	10,226
TA Redding	Redding	CA	7,219
TA Corning	Corning	CA	6,849
Pilot Oil #233	Oakland	OR	5,025
Pilot Oil #154	Lost Hills	CA	5,014